

OUR CLEANING CHECKLIST




ANYTHING YOU THINK IS MISSING? DO JUST LET US KNOW &
WE'LL REVIEW IT.

ADDRESS:

BEDROOM

Remove clutter from floor (agree place to place all clutter/misplaced items)	<input type="checkbox"/>
Remove cobwebs from ceilings and corners	<input type="checkbox"/>
Dust reachable surfaces - wardrobe, shelving, cupboard, etc	<input type="checkbox"/>
Wipe accumulated dust & dirt from top of doors	<input type="checkbox"/>
Wipe accumulated dust & dirt from top of pictures	<input type="checkbox"/>
Wipe and polish mirrors and other wall hangings	<input type="checkbox"/>
Wipe of dust from skirting boards	<input type="checkbox"/>
Dust off all lighting, lampshades, switches, etc	<input type="checkbox"/>
Clean window seals & around frames	<input type="checkbox"/>
Clean radiators	<input type="checkbox"/>
Clean sockets & extension cords	<input type="checkbox"/>
Clean out draws, wardrobes, cupboard, etc (if empty)	<input type="checkbox"/>
Clean behind/under easily movable pieces of furniture	<input type="checkbox"/>
Hoover & mop hard floors and spray carpets	<input type="checkbox"/>



BATHROOM

Remove clutter from floor (agree place to place all clutter/misplaced items)	<input type="checkbox"/>
Remove cobwebs from ceilings and corners	<input type="checkbox"/>
Clean basins, taps and fittings in sinks (including limescale)	<input type="checkbox"/>
Clean soap dispensers (if applicable)	<input type="checkbox"/>
Wipe and polish radiators & towel rails	<input type="checkbox"/>
Scrub & rinse toilet (leave toilet cleaner in there)	<input type="checkbox"/>
Clean plumbing behind toilet & sinks if reachable	<input type="checkbox"/>
Wipe marks and stains from shower screens	<input type="checkbox"/>
Clean basins, taps/shower heads and fittings in baths/showers	<input type="checkbox"/>
Make sure to clean drains	<input type="checkbox"/>
Clean window seals & frames	<input type="checkbox"/>
Clean radiators	<input type="checkbox"/>
Wipe and polish mirrors and glass surfaces	<input type="checkbox"/>
Clean extractor fans (if applicable)	<input type="checkbox"/>
Wipe reachable bathroom tiles & remove mould from grout (if possible)	<input type="checkbox"/>
Clean out cabinets (inside & out)	<input type="checkbox"/>
Clean tops of doors and door handles	<input type="checkbox"/>
Wipe of dust from skirting boards	<input type="checkbox"/>
Clean floor	<input type="checkbox"/>

KITCHEN

Remove clutter from floor & sides (agree place to place all clutter/misplaced items)	<input type="checkbox"/>
Remove cobwebs from ceilings and corners	<input type="checkbox"/>
Dust reachable surfaces (including doors)	<input type="checkbox"/>
Wash all worktops and sinks	<input type="checkbox"/>
Clean cupboards (inside & out) including handles	<input type="checkbox"/>
Wipe and polish radiators & towel rails	<input type="checkbox"/>
Wash sinks and shine taps (removing limescale)	<input type="checkbox"/>
Degrease and polish wall tiles	<input type="checkbox"/>
Wipe reachable wall tiles & remove mould from grout (if possible)	<input type="checkbox"/>
Clean and degrease oven externally	<input type="checkbox"/>
Clean extractors and hobs (and light clean of oven internally)	<input type="checkbox"/>
Clean Appliances inside & out (washing machine, dishwasher, microwave)	<input type="checkbox"/>
Clean window seals & frames	<input type="checkbox"/>
Wipe down all doors	<input type="checkbox"/>
Clean radiators	<input type="checkbox"/>
Clean dust from plugs, sockets & skirting boards	<input type="checkbox"/>
Vacuum. Mop & polish floors	<input type="checkbox"/>

KITCHEN APPLIANCES

The dishwasher


1. Clean the dishwasher of food and soap deposits
2. Remove all dirt, mildew and food deposits
3. Inspect and clean filters
4. Wipe the rubber seal
5. Move it and clean underneath and behind
6. Wipe the soap dispenser drawer and remove marks and stains
7. Wipe down handles

The washing machine

1. Clean the drum from leftovers and stains
2. Inspect the rubber seal
3. Move it and clean underneath and behind (if possible)
4. Wipe the soap dispenser drawer and remove marks and stains
5. Clean handles


The tumble dryer

1. Clean inside and out
2. Inspect the rubber seal
3. Clean the soap dispenser drawer
4. Inspect and clean the filter



LIVING ROOM/RECEPTION/DINING ROOMS/BEDROOM

Remove cobwebs from ceilings and corners	<input type="checkbox"/>
Dust reachable surfaces - including doors	<input type="checkbox"/>
Clean & polish mirrors & other wall hangings	<input type="checkbox"/>
Clean window seals & frames	<input type="checkbox"/>
Wipe down all doors from top to bottom	<input type="checkbox"/>
Clean skirting boards	<input type="checkbox"/>
Clean light switches, fitting & shades. As well as Plugs & sockets	<input type="checkbox"/>
Clean behind/under movable furniture	<input type="checkbox"/>
Clean behind, on top & inside cupboards	<input type="checkbox"/>
Wipe chairs & table legs	<input type="checkbox"/>
Hoover & spray sofas (plump up pillows)	<input type="checkbox"/>
Dust & polish all surfaces	<input type="checkbox"/>
Vacuum & mop hard floors	<input type="checkbox"/>



HALLWAY & STAIRS

Dust (ceilings, doors, skirting boards)

☐

Clean wall hangings & light fixtures/switches, etc

☐

Clean banisters & spindles

☐


Clean behind/under any moveable furniture

☐

Clean inside & on top of any furniture (if applicable)

☐

Vacuum/mop hard floor (including steps)

☐

CUSTOMER NAME

CUSTOMER SIGNATURE

DATE

CLEANER NAME

CLEANER SIGNATURE